

Shickley Public Schools

2017-2018 Annual Report



Shickley Volunteers Set a Great Example

Volunteers grace the halls and classrooms at Shickley Public Schools on a daily basis. These individuals listen to our young students read, rock babies at the daycare, mentor students, discuss careers with secondary students, accompany music solos, and make a lasting impact on the lives of our students.

The example our volunteers set also helps aide in our students and staff giving back to our community and others as a way to show appreciation for all Shickley has done for us. Whether it is the coat drive, pantry drive, blood drive, ELFie of the Year, annual 5K, Earth Day cleanup, volunteering on numerous community boards and groups, or giving Christmas cookies and going caroling to residents of Shickley, our students and staff strive to find more and more ways to give back to our great community and patrons.


Did you know that Shickley Public Schools requires students to complete at least 10 community service hours each year during high school?

NSCAS: The Nebraska Student-Centered Assessment System

Our students performed well above the state average; ranging anywhere from 5% to 50% above the state average in all areas.

| NSCAS Subject | English Language Arts (Grades 3-8) | Mathematics (Grades 3-8) | Science (Grades 5 & 8) |
|------------------------------|------------------------------------|--------------------------|------------------------|
| Shickley % Proficient | 60% | 56% | 92% |
| State Average | 51% | 51% | 68% |

| ACT Subject | English Language Arts (Grade 11) | Mathematics (Grade 11) | Science (Grade 11) |
|------------------------------|----------------------------------|------------------------|--------------------|
| Shickley % Proficient | 100% | 86% | 100% |
| State Average | 50% | 50% | 54% |



Shickley Wins the All-School and Girls Class D NSAA Cup

On June 20, 2018 the NSAA announced the winners of the 2017-2018 NSAA Cup. This annual awards program recognizes the state's most successful high school athletic and fine arts programs, presenting awards to the 12 Nebraska high schools which earn the most points during the school year by participating in NSAA education-based activity programs. This all-activities (fine arts and sports), all-school recognition platform recognizes the "Best of the Best" each year in Nebraska sports and activities.

2018 Seniors

Our seniors last year had the 3rd highest ACT scores in the state of Nebraska. Each year juniors participate in the NSCAS (Nebraska Student-Centered Assessment System) by taking the ACT.

| NEBRASKA ACT SCORES | | |
|-----------------------------------|------|------------|
| Junior Class 2016-17 | | |
| Maximum possible score: 36 | | |
| Statewide composite average: 19.3 | | |
| By gender | | Girls Boys |
| English | 19.3 | 17.6 |
| Math | 19.2 | 19.7 |
| Reading | 20.0 | 19.1 |
| Science | 19.5 | 19.5 |
| Composite | 19.6 | 19.1 |
| Writing | 6.7 | 6.0 |
| Three highest-scoring schools | | |
| Plainview | 24.6 | |
| Elkhorn South | 24.1 | |
| Shickley | 23.5 | |



Did you Know?

- 62.5% of our teachers have a Master's Degree (54.92% is the state average)!
- 14.25 years: the average years of teaching experience at Shickley (14.03 is the state average)!
- Our pool provided 50 children with swim lessons and employed 7 high school and college-aged students!
- In 2018, our daycare brought in \$106,438.25 in revenue serving 56 children for 40 families!
- Our school provided Drivers Education to eleven 8th-grade-students at no cost to them or their families!
- SPS pays full tuition costs for our students enrolled in SENCAP courses!
- SPS pays full tuition costs for High Ability Learner students enrolled in dual credit courses!
- On average our three and four-year-old Preschool program has served 16 students each year, and for the next 3 years that number is projected to be 20 students!

3 Year Program Review of SENCAP and Dual Credit Advantage through SCC

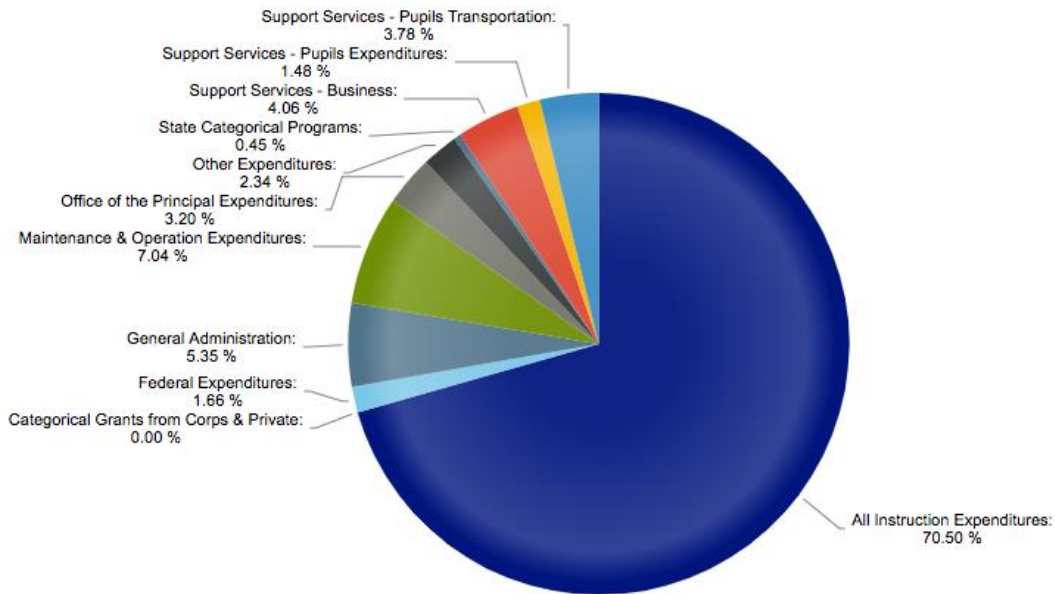
78% of Juniors and Seniors Enrolled --- \$8,144 Tuition Savings --- 57 Courses Completed ---
100% Pass Rate --- 250 Hours Completed --- 3.73 Average GPA

Financial Information

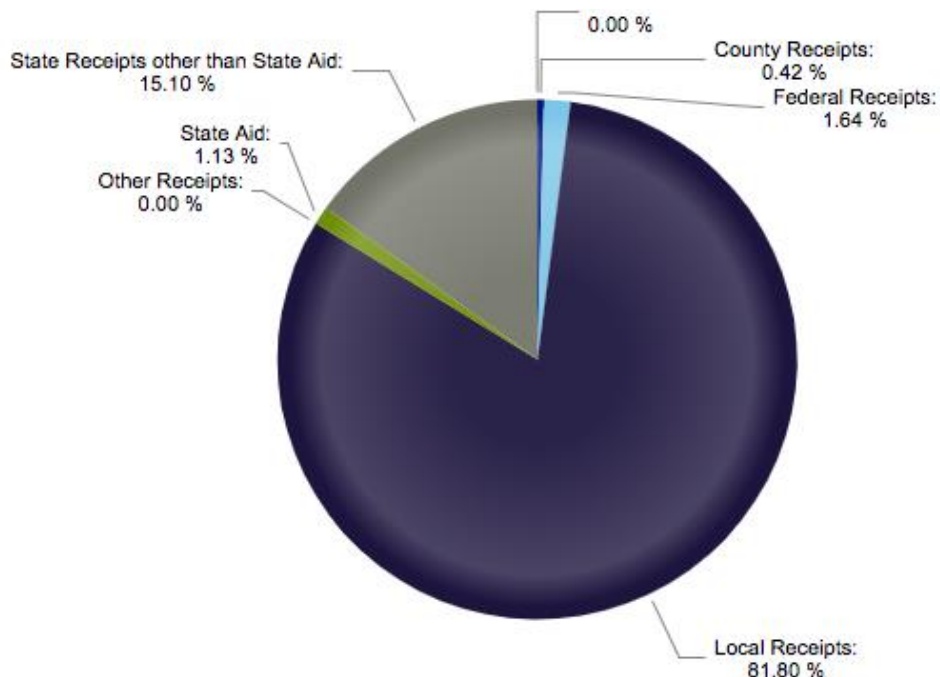
Being fiscally responsible to our patrons is something Shickley Public Schools takes very seriously. Just over 70% of our expenditures are going directly back into student instruction. As a rural Nebraska school, you can see we depend heavily on our local receipts in order to continue to make a positive impact on our students and community. Both the total levy and tax asking have shown consistent trends since the 2016-2017 budget.

| Year | 2016-2017 | 2017-2018 | 2018-2019 |
|-------------------------|----------------|----------------|----------------|
| Total Levy | 0.596574 | 0.593953 | 0.593702 |
| Total Tax Asking | \$3,025,123.07 | \$3,282,828.25 | \$3,168,737.35 |

Expenditures:



Receipts:



Student Enrollment

Our K-12 Enrollment has been steady over the past several years.

| Student Numbers K-12 | | | | | | |
|----------------------|------------|------------|------------|------------|------------|----------------------------|
| | 2013-2014 | 2014-2015 | 2015-2016 | 2016-2017 | 2017-2018 | 2018-2019 As of 1/31/19 |
| K | 9 | 17 | 3 | 7 | 8 | 9 |
| 1 | 13 | 10 | 16 | 4 | 10 | 10 |
| 2 | 12 | 12 | 10 | 16 | 4 | 9 |
| 3 | 6 | 11 | 12 | 10 | 17 | 3 |
| 4 | 12 | 5 | 11 | 12 | 10 | 17 |
| 5 | 13 | 12 | 6 | 12 | 12 | 10 |
| 6 | 13 | 13 | 12 | 7 | 11 | 11 |
| 7 | 7 | 13 | 12 | 12 | 6 | 12 |
| 8 | 10 | 9 | 12 | 14 | 12 | 5 |
| 9 | 6 | 10 | 6 | 13 | 13 | 14 |
| 10 | 5 | 6 | 10 | 7 | 12 | 11 |
| 11 | 9 | 4 | 5 | 13 | 7 | 11 |
| 12 | 7 | 10 | 4 | 5 | 11 | 6 |
| | 122 | 132 | 119 | 131 | 133 | 128 |



Be Sure to Visit the Website and Check us out on Social Media

<https://www.shickelypublicschool.com/>

<https://www.facebook.com/SPSlonghorns/>

https://twitter.com/Shickley_Public

