

Shickley Public School

PREPARING STUDENTS FOR SUCCESS.....

2016-2017 Annual Report

Student Numbers					
	2013-2014	2014-2015	2015-2016	2016-2017	2017-2018
K	9	17	3	9	6
1	13	10	17	4	9
2	12	12	12	15	4
3	6	11	12	11	17
4	12	5	12	12	10
5	12	12	6	12	12
6	13	12	12	7	11
7	7	13	11	12	6
8	10	9	12	14	12
9	6	10	6	12	12
10	5	6	11	7	12
11	10	5	5	13	7
12	7	10	4	5	11
	122	132	123	133	129

Shickley Public School
Fillmore County District #54
104 East Murray St.
Shickley, NE 68436
(402)627-3375

www.shickleypublicschool.com

BRYCE JORGENSEN - SUPERINTENDENT

DEREK IPPENSEN - PK-12 PRINCIPAL

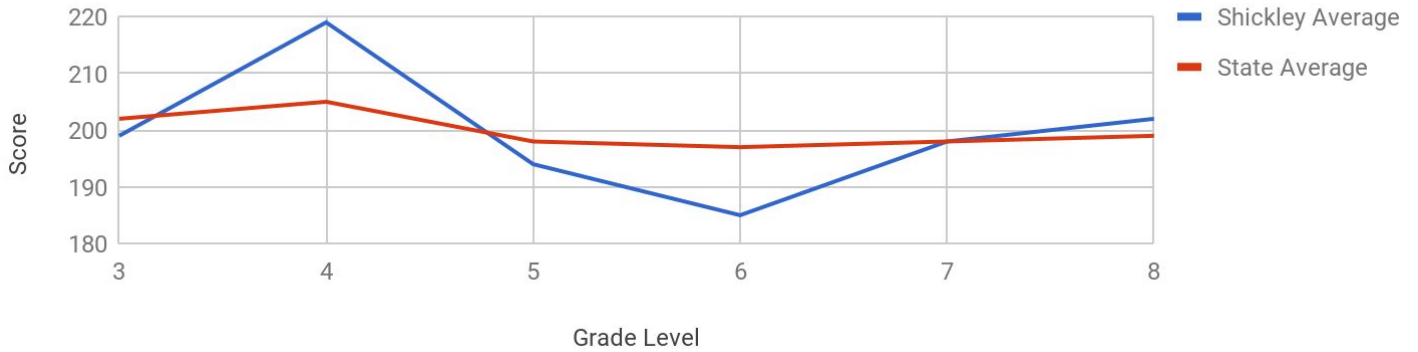
KARMA YANTZIE - ATHLETIC DIRECTOR

Student Performance

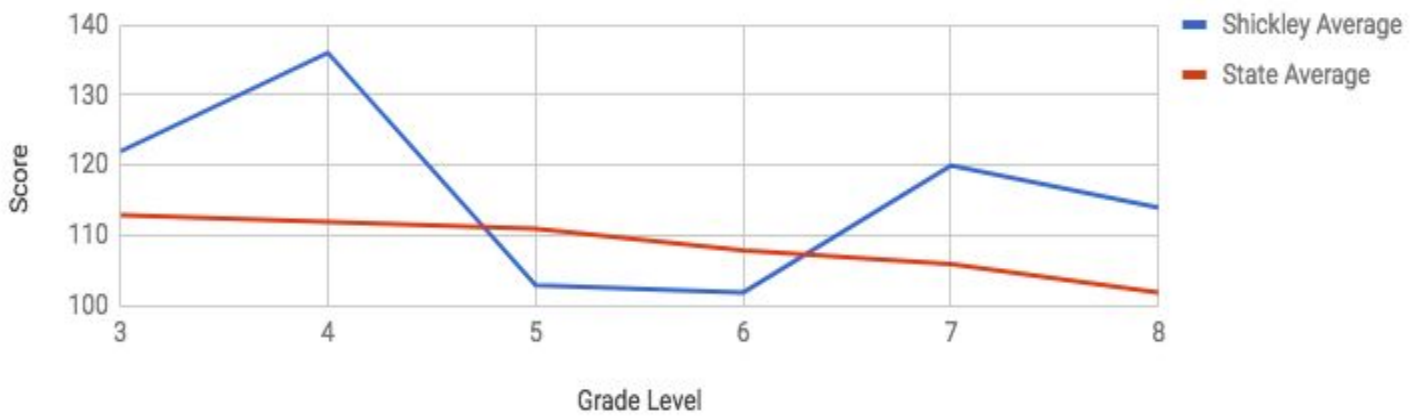
How are our students performing?

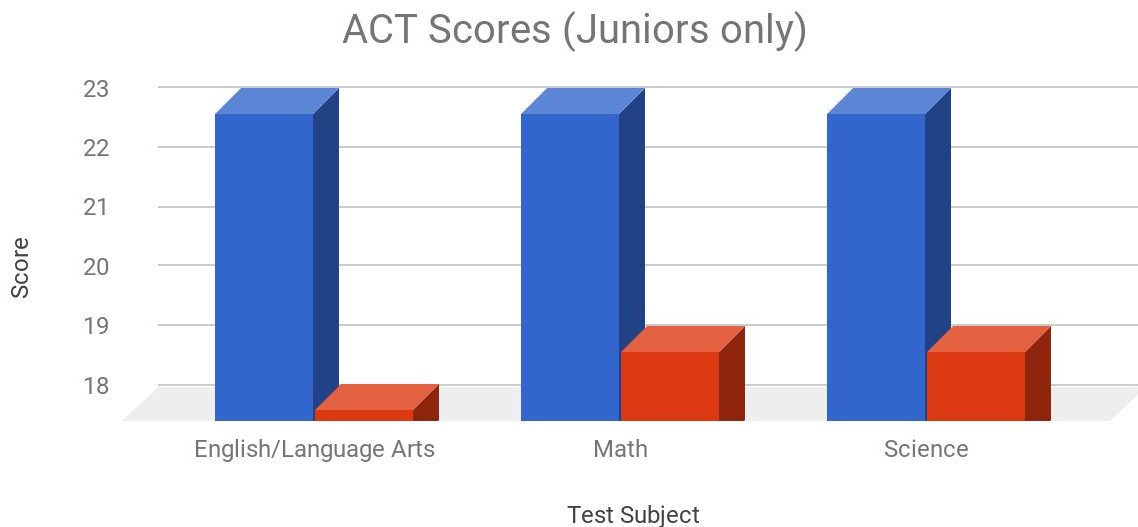
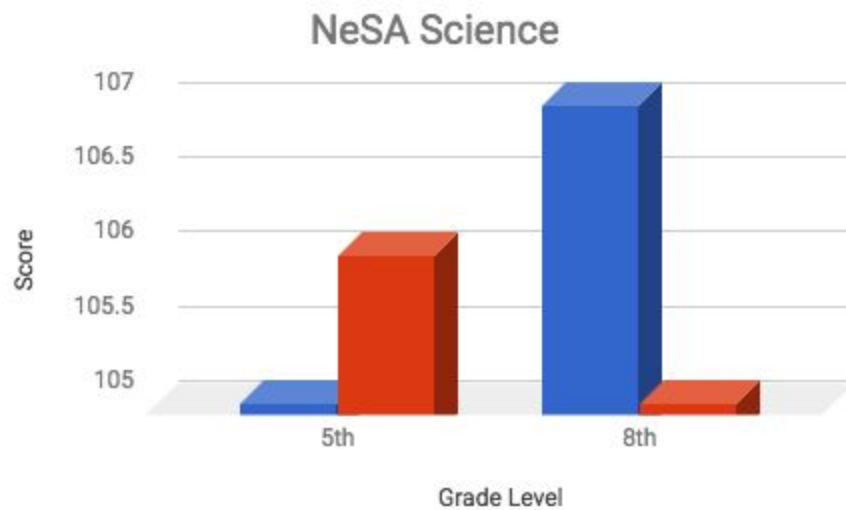
Test Scores. We are continually monitoring this information to ensure that our students are making progress. Some of the information is hard to use at times because we are a small district, but as you can see, our students are performing very well.

NeSA English/Language Arts



NeSA Math





One the graphs above, the **blue** column represents **Shickley** students and the **red** column represents the **state** average. As you can see from these graphs, our students are performing very well on the state tests, as well as the national ACT exam.

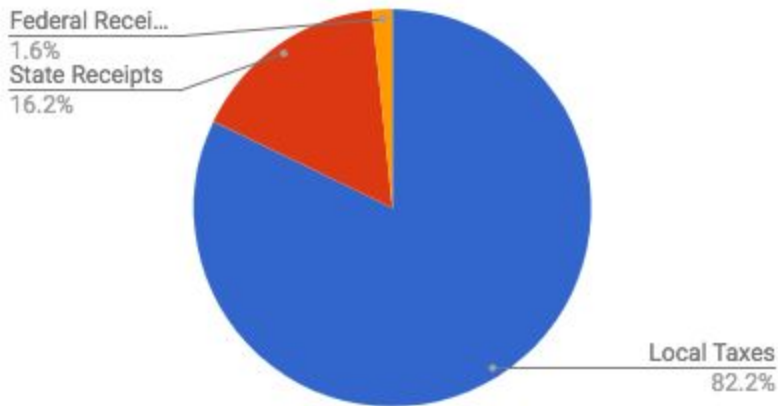
The Budget

Here is a brief summary of how the district spent and collected its resources.

School District Revenue

Revenue	Local Taxes	State Receipts	Federal Receipts
	\$2,685,055.00	\$529,059.00	\$53,481.00

Revenue



School District Expenditures

Expenditure	General Instruction	Special Education	Transportation	General Administration	Maintenance	Other Expenditures
	\$2,036,134.00	\$276,614.00	\$121,122.00	\$404,174.00	\$225,858.00	\$142,665.00

Expense

